

TECHNICAL SPECIFICATIONS

1500DF

EURO Max -90°C to -20°C / -90°C to -60°C

Cold-Chain Excellence

Protecting temperature-sensitive pharma products for deep-frozen transport ($< -20^{\circ}\text{C}$), the 1500 DF EURO Max redefines reliability with an unrivalled independent runtime of 199 hours.

Key Features

- **Door-to-door security** for an unbroken supply chain
- **Protection under extreme temperatures** across the entire globe
- **Versatile handling**
Fast to load, easy to ship
- **Top and side dry-ice drawers** for extended runtime
- **Safe reicing with heatshield** preventing ambient air inflow
- **Full payload preservation**
Absorbing shock and vibration



Temperature

Operating range (External conditions)	-35°C to $+65^{\circ}\text{C}$	-31°F to $+149^{\circ}\text{F}$
Internal temperature range	-90°C to -20°C	-130°F to -4°F
	-90°C to -60°C	-130°F to -76°F

Performance

Default dry ice	200 kg	440.9 lbs
Independent runtime (to -20°C)	199 hours at $+30^{\circ}\text{C}$	199 hours at $+86^{\circ}\text{F}$
Independent runtime (to -60°C)	156 hours at $+30^{\circ}\text{C}$	156 hours at $+86^{\circ}\text{F}$

Dimensions

External cube (volume)	3.2 m ³	114 ft ³
External dimensions (L x W x H)	1530 x 1320 x 1600 mm	60.2 x 52.0 x 63.0 in
Internal cube	1.18 m ³	41.7 ft ³
Internal dimensions (L x W x H)	1235 x 845 x 1124 mm	48.6 x 33.3 x 44.3 in

Weight

Tare weight $\pm 5\%$	430 kg (excl. dry ice)	948 lbs (excl. dry ice)
Max payload weight	1000 kg	2204 lbs

Data Logging Inside


Temperature	-90°C to $+65^{\circ}\text{C}$ at 0.1°C resolution and $\pm 0.5^{\circ}\text{C}$ accuracy
-------------	---



TECHNICAL SPECIFICATIONS

1500DF

EURO Max -90°C to -20°C / -90°C to -60°C



Designed for zero loss: 199 hours Independent runtime to protect medicine from door-to-door for an unbroken cold chain.




Milestone-based temperature readouts on SkyMind helps anticipate and identify lane risk.



Top and side dry-ice drawers for extended runtime.



Full internal space usable—no air circulation needed, allowing even loose load transport.



1 x EU PAL



Dry Ice Pellets Capacity 200 Kg

SkyCell Solutions. **Designed for Zero Product Loss**

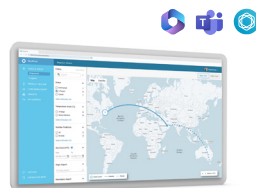


1500DX

1500X hybrid containers provide unmatched reliability and efficiency.

Internal Temperature Ranges

COL $+2^{\circ}$ to $+8^{\circ}\text{C}$
CRT $+15^{\circ}$ to $+25^{\circ}\text{C}$



SkyMind Pharma

Integrated with Microsoft Teams and CoPilot, SkyMind Pharma identifies high-risk lanes, optimizes routes, reduces product loss, and enables precise carbon reporting.



Loggers

SkyCell IoT loggers ensure continuous, seamless monitoring with real-time tracking, trajectory visualization, and instant alerts.



Contact us today
pharma.containers@skycell.ch